

# Oakland County Clerk/Register of Deeds ELECTIONS DIVISION



Bill Bullard Jr.

**November 8, 2011 Election**

**Registered Voters:** 704,737  
**Ballots Cast:** 123,713  
**Voter Turnout:** 17.55 %

**Precincts Partially Reported:** 0 of 388  
**Precincts Completely Reported:** 388 of 388  
**Precincts Percent Reported:** 100.00 %

Website last updated 11/21/2011  
 2:08:01 PM EST

**OFFICIAL RESULTS**

**USE YOUR BROWSER'S REFRESH BUTTON TO UPDATE RESULTS. DURING PEAK TIMES THE REFRESH MAY TAKE UP TO 2 MINUTES**

[Search Contests](#)  
 (113 of 113)

Go To Page  Display

**REPRESENTATIVE IN STATE LEGISLATURE 29TH DISTRICT (Vote For 1)**

37 of 37 Precincts Reporting

	Percent	Votes
Bob Gray (REP)	77.56%	719
Major Guy (REP)	22.11%	205
WRITE-IN (REP)	0.32%	3
		<b>927</b>

**REPRESENTATIVE IN STATE LEGISLATURE 29TH DISTRICT (Vote For 1)**

37 of 37 Precincts Reporting

	Percent	Votes
Randy Carter (DEM)	14.94%	681
Tim Greimel (DEM)	57.64%	2,628
Sam Scott (DEM)	27.35%	1,247
WRITE-IN (DEM)	0.07%	3
		<b>4,559</b>

**COUNCIL MEMBER CITY OF AUBURN HILLS (Vote For 4)**




9 of 9 Precincts Reporting

	Percent	Votes
Maureen Hammond	20.69%	1,176
Henry V. Knight	18.37%	1,044
Kevin McDaniel	21.73%	1,235
Ryan McDonald	18.24%	1,037
Cheryl Verbeke	20.78%	1,181
WRITE-IN	0.19%	11
		<b>5,684</b>

**LIBRARY BOARD DIRECTOR CITY OF AUBURN HILLS (Vote For 2)**



9 of 9 Precincts Reporting

**LIBRARY BOARD DIRECTOR CITY OF AUBURN HILLS (Vote For 2)**

		<b>Percent</b>	<b>Votes</b>
Mary Do DeMeulemeester		45.73%	1,129
Veronica L. Mitchell		53.83%	1,329
WRITE-IN		0.45%	11
			2,469



**LIBRARY BOARD DIRECTOR CITY OF AUBURN HILLS (Vote For 1)**

9 of 9 Precincts Reporting

		<b>Percent</b>	<b>Votes</b>
Angela River		99.54%	1,309
WRITE-IN		0.46%	6
			1,315





**MAYOR CITY OF BERKLEY (Vote For 1)**

6 of 6 Precincts Reporting

		<b>Percent</b>	<b>Votes</b>
Phil O'Dwyer		98.00%	1,571
WRITE-IN		2.00%	32
			1,603





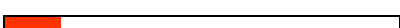



**COUNCIL MEMBER CITY OF BERKLEY (Vote For 3)**

6 of 6 Precincts Reporting

		<b>Percent</b>	<b>Votes</b>
Alan H. Kideckel		32.06%	1,297
Eileen Steadman		32.71%	1,323
Daniel J. Terbrack		34.46%	1,394
WRITE-IN		0.77%	31
			4,045

**COMMISSIONER CITY OF BIRMINGHAM (Vote For 4)**

9 of 9 Precincts Reporting

		<b>Percent</b>	<b>Votes</b>
Nicole Blank		3.98%	505
George Dilgard		15.03%	1,906
James Richard Foxley		5.31%	673
Steve Knox		6.62%	839
Tom McDaniel		15.63%	1,982
Scott Moore		16.22%	2,056
Gordon Rinschler		14.08%	1,785
Vicki Walsh		11.41%	1,446
Doug Weaver		11.62%	1,473
WRITE-IN		0.10%	13
			12,678

**LIBRARY BOARD DIRECTOR CITY OF BIRMINGHAM (Vote For 3)**

9 of 9 Precincts Reporting

**LIBRARY BOARD DIRECTOR CITY OF BIRMINGHAM (Vote For 3)**

		<b>Percent</b>	<b>Votes</b>
Ruth Ploski		21.28%	1,483
James W. Suhay		29.90%	2,084
Robert Tera		24.35%	1,697
David J. Underdown		24.23%	1,689
WRITE-IN		0.24%	17
		6,970	

**CHARTER AMENDMENT I CITY OF BIRMINGHAM (Vote For 1)**

9 of 9 Precincts Reporting

		<b>Percent</b>	<b>Votes</b>
YES		94.28%	3,678
NO		5.72%	223
		3,901	

**CHARTER AMENDMENT II CITY OF BIRMINGHAM (Vote For 1)**

9 of 9 Precincts Reporting

		<b>Percent</b>	<b>Votes</b>
YES		96.37%	3,801
NO		3.63%	143
		3,944	

**LIBRARY MILLAGE PROPOSAL CITY OF BLOOMFIELD HILLS (Vote For 1)**

2 of 2 Precincts Reporting

		<b>Percent</b>	<b>Votes</b>
YES		51.84%	548
NO		48.16%	509
		1,057	

**COUNCIL MEMBER CITY OF THE VILLAGE OF CLARKSTON (Vote For 3)**

1 of 1 Precincts Reporting

		<b>Percent</b>	<b>Votes</b>
Stephen F. Hargis		31.69%	77
Thomas E. Hunter		36.21%	88
WRITE-IN		32.10%	78
		243	

**MAYOR CITY OF CLAWSON (Vote For 1)**





6 of 6 Precincts Reporting

		<b>Percent</b>	<b>Votes</b>
Penny Luebs		98.07%	1,168
WRITE-IN		1.93%	23
		1,191	

**COUNCIL MEMBER CITY OF CLAWSON (Vote For 2)**










6 of 6 Precincts Reporting

**COUNCIL MEMBER CITY OF CLAWSON (Vote For 2)**

		<b>Percent</b>	<b>Votes</b>
Howie Airriess		37.48%	870
Brady DiAntonio		21.46%	498
Gregory Kucera, Jr.		36.19%	840
WRITE-IN		4.87%	113
			2,321



**COUNCIL MEMBER CITY OF FARMINGTON (Vote For 3)**

6 of 6 Precincts Reporting

		<b>Percent</b>	<b>Votes</b>
Greg Cowley		17.40%	929
Bill Galvin		8.41%	449
Kevin Giannini		7.14%	381
Kristin Kuiken		17.96%	959
JoAnne McShane		23.08%	1,232
Sean Murphy		13.99%	747
Gregory F. Sako		3.45%	184
Jeffrey D. Taylor		8.47%	452
WRITE-IN		0.11%	6
			5,339



**CHARTER AMENDMENT PROPOSAL 1 CITY OF FARMINGTON (Vote For 1)**

6 of 6 Precincts Reporting

		<b>Percent</b>	<b>Votes</b>
YES		86.23%	1,710
NO		13.77%	273
			1,983



**CHARTER AMENDMENT PROPOSAL 2 CITY OF FARMINGTON (Vote For 1)**

6 of 6 Precincts Reporting

		<b>Percent</b>	<b>Votes</b>
YES		83.74%	1,653
NO		16.26%	321
			1,974

**CHARTER AMENDMENT PROPOSAL 3 CITY OF FARMINGTON (Vote For 1)**

6 of 6 Precincts Reporting

		<b>Percent</b>	<b>Votes</b>
YES		75.31%	1,437
NO		24.69%	471
			1,908

**CHARTER AMENDMENT PROPOSAL 4 CITY OF FARMINGTON (Vote For 1)**

6 of 6 Precincts Reporting

		<b>Percent</b>	<b>Votes</b>
YES		77.76%	1,479

**CHARTER AMENDMENT PROPOSAL 4 CITY OF FARMINGTON (Vote For 1)**

		Percent	Votes
NO		22.24%	423
			1,902

**CHARTER AMENDMENT PROPOSAL 5 CITY OF FARMINGTON (Vote For 1)**

6 of 6 Precincts Reporting

		Percent	Votes
YES		69.65%	1,354
NO		30.35%	590
			1,944

**MAYOR CITY OF FARMINGTON HILLS (Vote For 1)**

23 of 23 Precincts Reporting

		Percent	Votes
Barry L. Brickner		98.35%	10,173
WRITE-IN		1.65%	171
			10,344

**COUNCIL MEMBER CITY OF FARMINGTON HILLS (Vote For 3)**

23 of 23 Precincts Reporting

		Percent	Votes
Randy Bruce		20.26%	5,946
Seth R. Doyle III		5.32%	1,562
William J. Huber		7.95%	2,334
Richard Lerner		20.88%	6,129
Erik Lindquist		13.19%	3,870
Kenneth D. Massey		22.81%	6,693
Christopher A. Trotter		9.21%	2,702
WRITE-IN		0.38%	111
			29,347

**CHARTER AMENDMENT PUBLIC SAFETY MILLAGE CITY OF FARMINGTON HILLS (Vote For 1)**

23 of 23 Precincts Reporting

		Percent	Votes
YES		69.95%	9,513
NO		30.05%	4,087
			13,600





**MAYOR CITY OF FERNDALE (Vote For 1)**

9 of 9 Precincts Reporting

		Percent	Votes
David Coulter		84.17%	1,819
Raymond Willis		15.09%	326
WRITE-IN		0.74%	16
			2,161




**COUNCIL MEMBER CITY OF FERNDALE (Vote For 2)**

9 of 9 Precincts Reporting

		<b>Percent</b>	<b>Votes</b>
Michael Lennon		35.28%	1,393
Dan Martin		38.15%	1,506
Sherry A. Wells		26.27%	1,037
WRITE-IN		0.30%	12
			3,948



**LIBRARY BOARD DIRECTOR CITY OF FERNDALE (Vote For 2)**

9 of 9 Precincts Reporting

		<b>Percent</b>	<b>Votes</b>
James O'Donnell		52.39%	1,459
John Sterritt		47.29%	1,317
WRITE-IN		0.32%	9
			2,785




**LIBRARY BOARD DIRECTOR CITY OF FERNDALE (Vote For 1)**

9 of 9 Precincts Reporting

		<b>Percent</b>	<b>Votes</b>
Tiffani L. Gagne		97.55%	1,510
WRITE-IN		2.45%	38
			1,548



**LIBRARY BOARD DIRECTOR CITY OF FERNDALE (Vote For 2)**

9 of 9 Precincts Reporting

		<b>Percent</b>	<b>Votes</b>
Judeen Bartos		48.50%	1,310
Monique Herzig		51.02%	1,378
WRITE-IN		0.48%	13
			2,701






**MAYOR CITY OF HAZEL PARK (Vote For 1)**

9 of 9 Precincts Reporting

		<b>Percent</b>	<b>Votes</b>
Jack F. Lloyd		95.08%	851
WRITE-IN		4.92%	44
			895

**COUNCIL MEMBER CITY OF HAZEL PARK (Vote For 4)**

9 of 9 Precincts Reporting





		<b>Percent</b>	<b>Votes</b>
Jeffrey A. Keeton		24.28%	714
Andy LeCureaux		23.77%	699
Jan Parisi		25.81%	759
Michael Webb		24.69%	726
WRITE-IN		1.46%	43

**COUNCIL MEMBER CITY OF HAZEL PARK (Vote For 4)**

	Percent	Votes
		2,941




**LIBRARY BOARD DIRECTOR CITY OF HAZEL PARK (Vote For 2)**

9 of 9 Precincts Reporting

	Percent	Votes
Sandra Pond 	38.84%	611
Michael Allen Pyciak 	27.53%	433
Lynn Wittla 	32.49%	511
WRITE-IN 	1.14%	18
		1,573



**LIBRARY BOARD DIRECTOR CITY OF HAZEL PARK (Vote For 1)**

9 of 9 Precincts Reporting

	Percent	Votes
Robert E. Peterson 	67.57%	600
Robert Zograph 	30.97%	275
WRITE-IN 	1.46%	13
		888



**LIBRARY MILLAGE PROPOSAL CITY OF HAZEL PARK (Vote For 1)**

9 of 9 Precincts Reporting

	Percent	Votes
YES 	71.70%	831
NO 	28.30%	328
		1,159



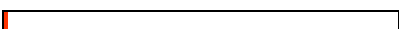
**MAYOR CITY OF HUNTINGTON WOODS (Vote For 1)**

5 of 5 Precincts Reporting

	Percent	Votes
Ronald F. Gillham 	98.56%	887
WRITE-IN 	1.44%	13
		900

**COMMISSIONER CITY OF HUNTINGTON WOODS (Vote For 2)**

5 of 5 Precincts Reporting

	Percent	Votes
Jeff Jenks 	50.32%	791
Mary L. White 	48.35%	760
WRITE-IN 	1.34%	21
		1,572

**COUNCIL MEMBER CITY OF KEEGO HARBOR (Vote For 2)**

1 of 1 Precincts Reporting

	Percent	Votes
Robert Kalman 	41.48%	263

**COUNCIL MEMBER CITY OF KEEGO HARBOR (Vote For 2)**

		<b>Percent</b>	<b>Votes</b>
John J. Nicol, Jr.		16.40%	104
Sidney Rubin		42.11%	267
WRITE-IN		0.00%	0
		<hr/>	634

**COUNCIL MEMBER CITY OF LAKE ANGELUS (Vote For 3)**

1 of 1 Precincts Reporting

		<b>Percent</b>	<b>Votes</b>
Jon E. Cabot		33.95%	92
Daniel J. Jenaras		32.47%	88
Charles A. Poploskie		33.58%	91
WRITE-IN		0.00%	0
		<hr/>	271

**COUNCIL MEMBER CITY OF LATHRUP VILLAGE (Vote For 3)**

2 of 2 Precincts Reporting

		<b>Percent</b>	<b>Votes</b>
Bruce Copus		17.36%	249
MyKale Garrett-Johnson		23.08%	331
Michael M. Poole		16.18%	232
Peter Stephan		16.74%	240
Allen Weaks		26.01%	373
WRITE-IN		0.63%	9
		<hr/>	1,434

**MAYOR CITY OF MADISON HEIGHTS (Vote For 1)**

10 of 10 Precincts Reporting

		<b>Percent</b>	<b>Votes</b>
Steve Howcroft		27.56%	738
Edward C. Swanson		72.11%	1,931
WRITE-IN		0.34%	9
		<hr/>	2,678

**COUNCIL MEMBER CITY OF MADISON HEIGHTS (Vote For 3)**

10 of 10 Precincts Reporting



		<b>Percent</b>	<b>Votes</b>
Mark Bliss		23.04%	1,586
Robert J. Corbett, Jr.		25.95%	1,787
Brian Christian Hartwell		23.85%	1,642
Margene Ann Scott		26.94%	1,855
WRITE-IN		0.22%	15
		<hr/>	6,885

**MAYOR CITY OF NORTHVILLE (Vote For 1)**

2 of 2 Precincts Reporting







**MAYOR CITY OF NORTHVILLE (Vote For 1)**

		<b>Percent</b>	<b>Votes</b>
Christopher Johnson		97.03%	914
WRITE-IN		2.97%	28
		<hr/>	942




**COUNCIL MEMBER CITY OF NORTHVILLE (Vote For 2)**

2 of 2 Precincts Reporting

		<b>Percent</b>	<b>Votes</b>
Nancy Darga		39.88%	731
Robert Grant		24.33%	446
Ryan A. McKindles		35.57%	652
WRITE-IN		0.22%	4
		<hr/>	1,833









**MAYOR CITY OF NOVI (Vote For 1)**

21 of 21 Precincts Reporting

		<b>Percent</b>	<b>Votes</b>
Justin Fischer		38.04%	2,173
Bob Gatt		61.58%	3,518
WRITE-IN		0.39%	22
		<hr/>	5,713




**COUNCIL MEMBER CITY OF NOVI (Vote For 3)**

21 of 21 Precincts Reporting

		<b>Percent</b>	<b>Votes</b>
Laura Casey		19.15%	2,826
Rickie Ibe		4.70%	693
Edward G. Kramer		17.28%	2,550
Donna Skelcy		10.59%	1,562
David Staudt		19.76%	2,915
Ramesh Verma		11.01%	1,625
Wayne Wrobel		17.39%	2,566
WRITE-IN		0.12%	18
		<hr/>	14,755

**MAYOR CITY OF OAK PARK (Vote For 1)**




19 of 19 Precincts Reporting

		<b>Percent</b>	<b>Votes</b>
Marian McClellan		52.23%	2,323
Gerald E. Naftaly		47.59%	2,117
WRITE-IN		0.18%	8
		<hr/>	4,448

**COUNCIL MEMBER CITY OF OAK PARK (Vote For 2)**




19 of 19 Precincts Reporting

**COUNCIL MEMBER CITY OF OAK PARK (Vote For 2)**

		<b>Percent</b>	<b>Votes</b>
Paul H. Levine		49.95%	3,168
Michael M. Seligson		48.94%	3,104
WRITE-IN		1.10%	70
			6,342



**COUNCIL MEMBER CITY OF ORCHARD LAKE VILLAGE (Vote For 2)**

1 of 1 Precincts Reporting

		<b>Percent</b>	<b>Votes</b>
Norm Finkelstein		45.36%	230
Ann O. Hartzell		54.24%	275
WRITE-IN		0.39%	2
			507







**VACATING PORTION OF WILLOW LANE CITY OF ORCHARD LAKE VILLAGE (Vote For 1)**

1 of 1 Precincts Reporting

		<b>Percent</b>	<b>Votes</b>
YES		84.69%	271
NO		15.31%	49
			320








**COMMISSIONER CITY OF PLEASANT RIDGE (Vote For 2)**

2 of 2 Precincts Reporting

		<b>Percent</b>	<b>Votes</b>
Charles P. Kellett		16.53%	332
Jason Krzysiak		24.90%	500
George Lenko		19.07%	383
Ann Perry		32.77%	658
Ryan Stearn		6.47%	130
WRITE-IN		0.25%	5
			2,008

**COUNCIL MEMBER CITY OF ROCHESTER (Vote For 4)**




5 of 5 Precincts Reporting

		<b>Percent</b>	<b>Votes</b>
Cathy Daldin		17.88%	987
Ben Giovanelli		18.89%	1,043
Ann Peterson		13.84%	764
Kim Russell		18.24%	1,007
Steve Sage		18.71%	1,033
Stan Surratt		12.26%	677
WRITE-IN		0.18%	10
			5,521

**MAYOR CITY OF ROCHESTER HILLS (Vote For 1)**






32 of 32 Precincts Reporting

**MAYOR CITY OF ROCHESTER HILLS (Vote For 1)**

		<b>Percent</b>	<b>Votes</b>
Erik Ambrozaitis		22.46%	2,441
Bryan K. Barnett		77.29%	8,398
WRITE-IN		0.25%	27
			10,866



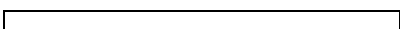
**COUNCIL MEMBER CITY OF ROCHESTER HILLS AT LARGE (Vote For 2)**

32 of 32 Precincts Reporting

		<b>Percent</b>	<b>Votes</b>
Kathleen Fitzgerald		19.76%	3,646
Dee Hilbert		23.13%	4,268
Mark Tisdell		30.10%	5,554
Michael Webber		26.86%	4,955
WRITE-IN		0.15%	27
			18,450



**COUNCIL MEMBER CITY OF ROCHESTER HILLS 2ND DISTRICT (Vote For 1)**

9 of 9 Precincts Reporting

		<b>Percent</b>	<b>Votes</b>
Adam Kochenderfer		54.60%	1,875
Laurie Puscas		45.40%	1,559
WRITE-IN		0.00%	0
			3,434




**COUNCIL MEMBER CITY OF ROCHESTER HILLS 3RD DISTRICT (Vote For 1)**

8 of 8 Precincts Reporting

		<b>Percent</b>	<b>Votes</b>
Greg Hooper		98.31%	1,628
WRITE-IN		1.69%	28
			1,656



**LIBRARY BOARD DIRECTOR CITY OF ROCHESTER HILLS (Vote For 2)**

32 of 32 Precincts Reporting

		<b>Percent</b>	<b>Votes</b>
Mary Jean Lawson		53.02%	7,180
Chuck Stouffer		46.70%	6,324
WRITE-IN		0.29%	39
			13,543



**LIBRARY BOARD DIRECTOR CITY OF ROCHESTER HILLS (Vote For 1)**

32 of 32 Precincts Reporting

		<b>Percent</b>	<b>Votes</b>
Anne Kucher		99.52%	7,488
WRITE-IN		0.48%	36
			7,524



**PROPOSED CHARTER AMENDMENT CITY OF ROCHESTER HILLS (Vote For 1)**

32 of 32 Precincts Reporting

		Percent	Votes
YES		88.28%	9,426
NO		11.72%	1,251
			10,677







**MAYOR CITY OF ROYAL OAK (Vote For 1)**

24 of 24 Precincts Reporting

		Percent	Votes
Jim Ellison		95.66%	5,820
WRITE-IN		4.34%	264
			6,084



**COMMISSIONER CITY OF ROYAL OAK (Vote For 3)**

24 of 24 Precincts Reporting

		Percent	Votes
Kyle DuBuc		16.90%	3,300
Michael Fournier		17.74%	3,465
George Gomez		8.06%	1,574
Peggy K. Goodwin		17.89%	3,494
Richard Karlowski		14.99%	2,928
William A. Shaw		13.52%	2,640
Scott Warheit		10.75%	2,099
WRITE-IN		0.16%	31
			19,531



**CHARTER AMENDMENT PROPOSAL A CITY OF ROYAL OAK (Vote For 1)**

24 of 24 Precincts Reporting

		Percent	Votes
YES		82.28%	6,022
NO		17.72%	1,297
			7,319



**CHARTER AMENDMENT PROPOSAL B CITY OF ROYAL OAK (Vote For 1)**

24 of 24 Precincts Reporting

		Percent	Votes
YES		83.04%	5,755
NO		16.96%	1,175
			6,930

**CHARTER AMENDMENT PROPOSAL C CITY OF ROYAL OAK (Vote For 1)**

24 of 24 Precincts Reporting

		Percent	Votes
YES		92.25%	6,251
NO		7.75%	525
			6,776

**CHARTER AMENDMENT PROPOSAL D CITY OF ROYAL OAK (Vote For 1)**

24 of 24 Precincts Reporting

		Percent	Votes
YES		87.70%	5,896
NO		12.30%	827
			6,723

**MAYOR CITY OF SOUTH LYON (Vote For 1)**

4 of 4 Precincts Reporting

		Percent	Votes
Tedd Wallace		97.23%	948
WRITE-IN		2.77%	27
			975

**COUNCIL MEMBER CITY OF SOUTH LYON (Vote For 3)**

4 of 4 Precincts Reporting

		Percent	Votes
Beverly Dixson		26.74%	782
Erin Kopkowski		23.46%	686
Carl W. Richards		13.13%	384
Linda Robinson		13.54%	396
Joseph Rzyzi		23.05%	674
WRITE-IN		0.07%	2
			2,924

**COUNCIL MEMBER CITY OF SOUTHFIELD (Vote For 4)**

19 of 19 Precincts Reporting

		Percent	Votes
Daniel Brightwell		6.53%	2,100
Myron Frasier		14.95%	4,811
Sylvia Jordan		16.22%	5,219
Sidney Lantz		15.18%	4,883
Jeremy Moss		17.06%	5,489
Ken Peterson		8.92%	2,871
Linnie M. Taylor		13.29%	4,275
Chris Terry		7.70%	2,479
WRITE-IN		0.15%	49
			32,176



**COUNCIL MEMBER CITY OF SYLVAN LAKE (Vote For 1)**

1 of 1 Precincts Reporting

		Percent	Votes
Joseph Salemi		29.52%	191
Michael Zubrzycki		69.71%	451
WRITE-IN		0.77%	5
			647




**PUBLIC SAFETY MILLAGE CITY OF SYLVAN LAKE (Vote For 1)**

1 of 1 Precincts Reporting

		<b>Percent</b>	<b>Votes</b>
YES		59.21%	421
NO		40.79%	290
			711





**MAYOR CITY OF TROY (Vote For 1)**

18 of 18 Precincts Reporting

		<b>Percent</b>	<b>Votes</b>
Robin Beltramini		47.83%	7,094
Janice L. Daniels		51.98%	7,709
WRITE-IN		0.20%	29
			14,832





**COUNCIL MEMBER CITY OF TROY (Vote For 3)**

18 of 18 Precincts Reporting

		<b>Percent</b>	<b>Votes</b>
Bruce Bloomingdale		14.52%	6,098
Jim Campbell		15.60%	6,554
Allen D'Aoust		3.73%	1,567
Amin Hashmi		3.36%	1,410
Dave Henderson		17.04%	7,157
Edward Kempen		15.46%	6,495
Doug Tietz		18.14%	7,621
Neil Yashinsky		12.04%	5,060
WRITE-IN		0.11%	48
			42,010



**COUNCIL MEMBER CITY OF WALLED LAKE (Vote For 3)**

2 of 2 Precincts Reporting

		<b>Percent</b>	<b>Votes</b>
Linda S. Ackley		33.23%	322
Casey J. Ambrose		32.30%	313
William B. Sturgeon III		33.54%	325
WRITE-IN		0.93%	9
			969

**MAYOR CITY OF WIXOM (Vote For 1)**





4 of 4 Precincts Reporting

		<b>Percent</b>	<b>Votes</b>
Kevin W. Hinkley		97.32%	654
WRITE-IN		2.68%	18
			672

**COUNCIL MEMBER CITY OF WIXOM (Vote For 3)**




4 of 4 Precincts Reporting

**COUNCIL MEMBER CITY OF WIXOM (Vote For 3)**

		Percent	Votes
Michael J. Giddings		32.08%	580
Lori Rich		33.13%	599
Richard Ziegler		34.46%	623
WRITE-IN		0.33%	6
			1,808



**LIBRARY BOARD DIRECTOR CITY OF WIXOM (Vote For 2)**

4 of 4 Precincts Reporting

		Percent	Votes
Albert Boyko		47.04%	556
Traci L. Lampela		52.79%	624
WRITE-IN		0.17%	2
			1,182



**PROPOSAL FOR PUBLIC SAFETY RENEWAL CHARTER TOWNSHIP OF WEST BLOOMFIELD (Vote For 1)**

22 of 22 Precincts Reporting

		Percent	Votes
YES		80.61%	7,589
NO		19.39%	1,825
			9,414





**PUBLIC SAFETY MILLAGE INCREASE CHARTER TOWNSHIP OF WEST BLOOMFIELD (Vote For 1)**

22 of 22 Precincts Reporting

		Percent	Votes
YES		54.09%	5,049
NO		45.91%	4,285
			9,334



**BOARD MEMBER ALMONT COMMUNITY SCHOOLS (OAKLAND COUNTY PORTION ONLY) (Vote For 2)**

1 of 1 Precincts Reporting

		Percent	Votes
Shayna Gonzalez		17.39%	4
Scott Kmetz		47.83%	11
Terry Papineau		34.78%	8
WRITE-IN		0.00%	0
			23






**OPERATING MILLAGE RENEWAL ALMONT COMMUNITY SCHOOLS (OAKLAND COUNTY PORTION ONLY) (Vote For 1)**

1 of 1 Precincts Reporting

		Percent	Votes
YES		42.86%	6
NO		57.14%	8
			14





**BOARD MEMBER AVONDALE SCHOOL DISTRICT (Vote For 3)**

14 of 14 Precincts Reporting

		<b>Percent</b>	<b>Votes</b>
Scott W. Bittinger		29.42%	1,964
Ken Hedrick		26.15%	1,746
Rosaland Lewis		21.69%	1,448
Stephen Sucher		22.20%	1,482
WRITE-IN		0.54%	36
			6,676




**BOARD MEMBER BERKLEY SCHOOL DISTRICT (Vote For 2)**

16 of 16 Precincts Reporting

		<b>Percent</b>	<b>Votes</b>
Paul J. Ellison		39.44%	2,338
Paul Honkala		26.99%	1,600
Ronald Justice		33.13%	1,964
WRITE-IN		0.44%	26
			5,928





**BOARD MEMBER BERKLEY SCHOOL DISTRICT (Vote For 1)**

16 of 16 Precincts Reporting

		<b>Percent</b>	<b>Votes</b>
Melissa Lampela		48.54%	1,531
Mitchell W. Moses		51.05%	1,610
WRITE-IN		0.41%	13
			3,154



**BOARD MEMBER SCHOOL DIST. OF THE CITY OF BIRMINGHAM (Vote For 2)**

34 of 34 Precincts Reporting

		<b>Percent</b>	<b>Votes</b>
John B. Connelly		28.26%	4,603
Christopher C. Conti		37.49%	6,107
Robert Lawrence		33.91%	5,523
WRITE-IN		0.34%	55
			16,288

**OPERATING MILLAGE RENEWAL PROPOSAL SCHOOL DISTRICT OF THE CITY OF BIRMINGHAM (Vote For 1)**

34 of 34 Precincts Reporting

		<b>Percent</b>	<b>Votes</b>
YES		83.41%	10,297
NO		16.59%	2,048
			12,345



**BOARD MEMBER BRANDON SCHOOL DISTRICT (Vote For 2)**

9 of 9 Precincts Reporting

		<b>Percent</b>	<b>Votes</b>
Kevin McClellan		51.26%	568



**BOARD MEMBER BRANDON SCHOOL DISTRICT (Vote For 2)**

		Percent	Votes
Christopher Yuchasz		48.10%	533
WRITE-IN		0.63%	7
			1,108





**BOARD MEMBER CLAWSON PUBLIC SCHOOLS (Vote For 1)**

7 of 7 Precincts Reporting

		Percent	Votes
WRITE-IN		100.00%	167
			167



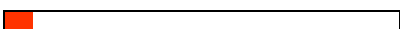


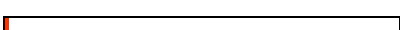
**BOARD MEMBER CLARENCEVILLE SCHOOL DISTRICT (OAKLAND COUNTY PORTION ONLY) (Vote For 2)**

1 of 1 Precincts Reporting

		Percent	Votes
Matthew Boettcher		31.93%	114
Jeffrey Bunker		27.73%	99
Sharon Simpson		40.06%	143
WRITE-IN		0.28%	1
			357




**BOARD MEMBER FARMINGTON PUBLIC SCHOOL DISTRICT (Vote For 2)**

28 of 28 Precincts Reporting

		Percent	Votes
Karen Bolsen		29.29%	7,054
Irving W. Ginsberg		21.82%	5,255
Samuel M. Ramsey III		7.02%	1,692
Angie Smith		16.14%	3,888
Howard I. Wallach		25.54%	6,151
WRITE-IN		0.20%	47
			24,087



**BOARD MEMBER FARMINGTON PUBLIC SCHOOL DISTRICT (Vote For 1)**

28 of 28 Precincts Reporting

		Percent	Votes
Murray J. Kahn		49.93%	6,154
David Sampson		49.76%	6,133
WRITE-IN		0.31%	38
			12,325




**BOARD MEMBER FARMINGTON PUBLIC SCHOOL DISTRICT (Vote For 1)**

28 of 28 Precincts Reporting

		Percent	Votes
George Gurrola		98.89%	9,543
WRITE-IN		1.11%	107
			9,650











**BOARD MEMBER SCHOOL DIST. OF THE CITY OF HAZEL PARK (Vote For 2)**

11 of 11 Precincts Reporting

		Percent	Votes
Rose Mary Hammonds		49.60%	868
Sherrie Polowski		49.31%	863
WRITE-IN		1.09%	19
			1,750



**BOARD MEMBER HURON VALLEY SCHOOL DISTRICT (Vote For 2)**

29 of 29 Precincts Reporting

		Percent	Votes
Robert A. Artinian		2.76%	241
Xuan Avallone		3.24%	283
Bonnie Brown		22.63%	1,975
Kim E. Galbraith		15.04%	1,312
Joe Ghislain		14.76%	1,288
Russ Krawczyk		6.65%	580
Kevin Lawrence		3.79%	331
Jeffrey Long		19.73%	1,722
Karen Wallis		11.16%	974
WRITE-IN		0.23%	20
			8,726




**BOARD MEMBER THE LAMPHERE SCHOOLS (Vote For 1)**

5 of 5 Precincts Reporting

		Percent	Votes
Robert T. Borngesser, Jr.		98.65%	1,389
WRITE-IN		1.35%	19
			1,408




**BOARD MEMBER MADISON DISTRICT PUBLIC SCHOOLS (Vote For 2)**

5 of 5 Precincts Reporting

		Percent	Votes
William Pittman		54.00%	681
Melvin Rose		44.25%	558
WRITE-IN		1.74%	22
			1,261



**BOARD MEMBER MADISON DISTRICT PUBLIC SCHOOLS (Vote For 1)**

5 of 5 Precincts Reporting

		Percent	Votes
Sarah Hohner		48.29%	453
Kenneth M. Melchert		51.28%	481
WRITE-IN		0.43%	4
			938




**OPERATING MILLAGE RENEWAL PROPOSAL MADISON DISTRICT PUBLIC SCHOOLS (Vote For 1)**

5 of 5 Precincts Reporting

		Percent	Votes
YES		71.63%	712
NO		28.37%	282
			994



**BOARD MEMBER NORTHVILLE PUBLIC SCHOOLS (OAKLAND COUNTY PORTION ONLY) (Vote For 2)**

7 of 7 Precincts Reporting

		Percent	Votes
Anita Bartschat		48.03%	1,399
Scott Craig		51.42%	1,498
WRITE-IN		0.55%	16
			2,913





**OPERATING MILLAGE PROPOSAL NORTHVILLE PUBLIC SCHOOLS (OAKLAND COUNTY PORTION ONLY) (Vote For 1)**

7 of 7 Precincts Reporting

		Percent	Votes
YES		77.66%	1,655
NO		22.34%	476
			2,131



**BOARD MEMBER NOVI COMMUNITY SCHOOL DISTRICT (Vote For 2)**

13 of 13 Precincts Reporting

		Percent	Votes
Tracey Cadwell		24.05%	1,474
George Kortlandt		38.57%	2,364
Bobbie Murphy		37.27%	2,284
WRITE-IN		0.11%	7
			6,129




**BOARD MEMBER SCHOOL DISTRICT OF THE CITY OF OAK PARK (Vote For 1)**

14 of 14 Precincts Reporting

		Percent	Votes
Menachem Hojda		98.80%	2,228
WRITE-IN		1.20%	27
			2,255




**BOARD MEMBER SCHOOL DISTRICT OF THE CITY OF OAK PARK (Vote For 2)**

14 of 14 Precincts Reporting

		Percent	Votes
Claudette Lunkins		51.15%	1,913
Kiesha Speech		47.91%	1,792
WRITE-IN		0.94%	35
			3,740




**BOARD MEMBER OXFORD COMMUNITY SCHOOLS (Vote For 1)**

14 of 14 Precincts Reporting

		<b>Percent</b>	<b>Votes</b>
Jim Reis		53.33%	809
Rhonda S. Yell		45.88%	696
WRITE-IN		0.79%	12
			1,517







**BOARD MEMBER SCHOOL DISTRICT OF THE CITY OF PONTIAC (Vote For 2)**

39 of 39 Precincts Reporting

		<b>Percent</b>	<b>Votes</b>
Susan Loveland		50.18%	3,391
Sherman Williams II		49.03%	3,313
WRITE-IN		0.78%	53
			6,757


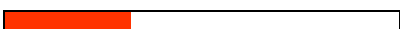
**BOARD MEMBER ROCHESTER COMMUNITY SCHOOLS (Vote For 3)**

45 of 45 Precincts Reporting

		<b>Percent</b>	<b>Votes</b>
Tom Malysz		10.62%	2,943
Jeremy Nielson		15.96%	4,422
Jane Pierobon		23.23%	6,436
Pat Piskulich		21.50%	5,956
Beth Talbert		28.54%	7,908
WRITE-IN		0.15%	41
			27,706

**BOARD MEMBER ROMEO COMMUNITY SCHOOLS (OAKLAND COUNTY PORTION ONLY) (Vote For 2)**

2 of 2 Precincts Reporting

		<b>Percent</b>	<b>Votes</b>
Edward Sosnoski		67.63%	117
WRITE-IN		32.37%	56
			173



**BOARD MEMBER ROMEO COMMUNITY SCHOOLS (OAKLAND COUNTY PORTION ONLY) (Vote For 1)**

2 of 2 Precincts Reporting

		<b>Percent</b>	<b>Votes</b>
WRITE-IN		100.00%	34
			34




**BUILDING AND SITE SINKING FUND MILLAGE ROMEO COMMUNITY SCHOOLS (OAKLAND COUNTY PORTION ONLY) (Vote For 1)**

2 of 2 Precincts Reporting

		<b>Percent</b>	<b>Votes</b>
YES		51.14%	112
NO		48.86%	107
			219



**BOARD MEMBER SCHOOL DISTRICT OF THE CITY OF ROYAL OAK (Vote For 2)**

27 of 27 Precincts Reporting

		<b>Percent</b>	<b>Votes</b>
Lisa L. Bradford		50.53%	4,638
Gary W. Briggs		48.23%	4,427
WRITE-IN		1.23%	113
		9,178	





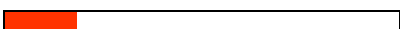

**BOARD MEMBER SOUTHFIELD PUBLIC SCHOOLS (Vote For 1)**

22 of 22 Precincts Reporting

		<b>Percent</b>	<b>Votes</b>
Rance D. Williams		98.45%	6,096
WRITE-IN		1.55%	96
		6,192	





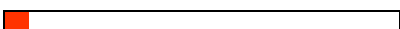


**BOARD MEMBER TROY SCHOOL DISTRICT (Vote For 3)**

15 of 15 Precincts Reporting

		<b>Percent</b>	<b>Votes</b>
Gary N. Hauff		20.15%	5,171
M'Liz Malven		14.83%	3,806
Todd Miletti		22.42%	5,753
Karl D. Schmidt		24.10%	6,185
Cristian Teodoridis		18.27%	4,688
WRITE-IN		0.24%	61
		25,664	



**BOARD MEMBER WEST BLOOMFIELD SCHOOL DISTRICT (Vote For 2)**

16 of 16 Precincts Reporting

		<b>Percent</b>	<b>Votes</b>
Julie Beaty		17.33%	1,476
Karen M. Faett		7.15%	609
Carol Finkelstein		21.84%	1,860
Nelson Hersh		28.37%	2,416
CharRhonda Moye		5.64%	480
John Reed		19.44%	1,655
WRITE-IN		0.22%	19
		8,515	

**REGIONAL ENHANCEMENT EDUCATION MILLAGE MACOMB ISD (OAKLAND COUNTY PORTION ONLY) (Vote For 1)**



3 of 3 Precincts Reporting

		<b>Percent</b>	<b>Votes</b>
YES		39.11%	388
NO		60.89%	604
		992	

**LIBRARY MILLAGE RENEWAL PROPOSAL FARMINGTON DISTRICT LIBRARY (Vote For 1)**

29 of 29 Precincts Reporting

**LIBRARY MILLAGE RENEWAL PROPOSAL FARMINGTON DISTRICT LIBRARY (Vote For 1)**

		<b>Percent</b>	<b>Votes</b>
YES		80.59%	12,633
NO		19.41%	3,042
			15,675

Powered by - [SOE Software](#)